


PRODUCT SPECIFICATIONS

Doc. No. XC01

X-SENSE® Pro



Carbon Monoxide Alarm XC01



Technical Specifications

Safety Standard	EN 50291-1:2018
Sensor Type	Electrochemical
Operating Life	10 years
Power Source	3 V CR2/3A lithium battery (non-replaceable)
Alarm Sound Level	≥ 85 dB at 3 m (10 ft)
Operating Ambient Temperature	4–38°C (40–100°F)
Operating Relative Humidity	10%–85% RH (non-condensing)
Silence Duration	Approx. 9 minutes
Indicator Light	LED (red/yellow/green)
Product Weight	88 g (0.19 lb)
Product Dimensions	135 × 63 × 24 mm (5.3 × 2.4 × 0.9 inches)
Package Contents	1 × Alarm Unit + 2 × Screws + 2 × Anchor Plugs + 1 × User Manual

Working Modes

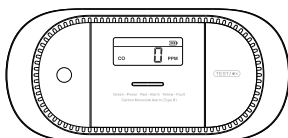
Power On	After the battery insulating film is removed, the alarm will automatically turn on. The LCD display will activate and the LED indicator will blink 8 cycles (yellow/green/red) in sequence. Afterwards, the LED indicator and LCD will turn off, and the unit will enter the standby mode. The LCD display will turn off if there is no operation within 5 minutes.
Standby Mode	The LED indicator flashes green once every 60 seconds.
Alarm Mode	4 quick beeps every 5.8 seconds. The LED indicator will flash red with the alarm sound.
Exiting an Alarm	When the CO concentration drops below the alarm threshold, the alarm signal stops, the LED indicator will continuously flash green once per second for 5 seconds and then enter the standby mode.
Test Mode	To save power, the LCD display will turn off if there is no operation within 5 minutes. When testing your alarm weekly, you should first wake up your alarm by pressing the test button. After the alarm is awake, press the test button again and the alarm will enter the test mode. Test alarm <ul style="list-style-type: none"> • Action: Press the test/silence button. • Indication: The alarm will sound 2 sets of 4 short quick beeps. The LED will flash red once every second during the audible signal.
Silence Function	<ul style="list-style-type: none"> • If you press the test/silence button during a CO alarm, the alarm will be terminated. If the CO density still exceeds the alarm threshold (> 50 ppm), the unit will deliver an alarm. Otherwise, the unit will exit from silence mode after 9 minutes. • The silence mode silences the audible alarm only. Red LED flashing will not be suppressed. • It shall not be possible to silence the alarm at concentrations above 300 ppm.
Low Battery Warning	The LED indicator flashes yellow together with 1 beep every 60 seconds.
Fault Indication	The alarm will deliver 2 beeps and the LED indicator will flash yellow 2 times every 60 seconds. After entering the malfunction mode, the alarm must be replaced immediately.
End of Life	Once the maximum lifetime (10 years) is reached, the alarm will deliver 3 beeps and the LED indicator will flash yellow 3 times every 60 seconds. This end-of-life signal can be temporarily silenced for 22 hours by pressing the test button. The end-of-life silence feature can only be used for a total of 30 days. After 30 days, the end-of-life signal cannot be silenced.

CO Sensitivity

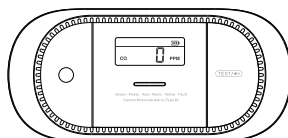
The carbon monoxide alarm is programmed to sound an alarm at the following CO concentrations within the time periods listed:

	CO Concentration	Alarm Response Time
CO Concentration Sensitivity	30 PPM	> 120 minutes
	50 PPM	60–90 minutes
	100 PPM	10–40 minutes
	300 PPM	< 3 minutes

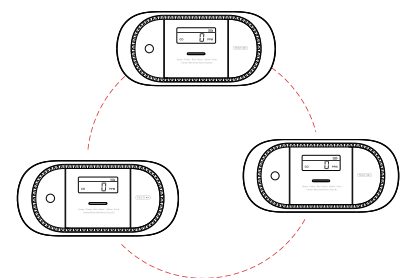
Available Options in Series



XC01 Electrochemical CO Alarm



XC01-R Electrochemical CO Alarm with Replaceable Battery



XC01-W Wireless Interlinked CO Alarm (868 MHz)